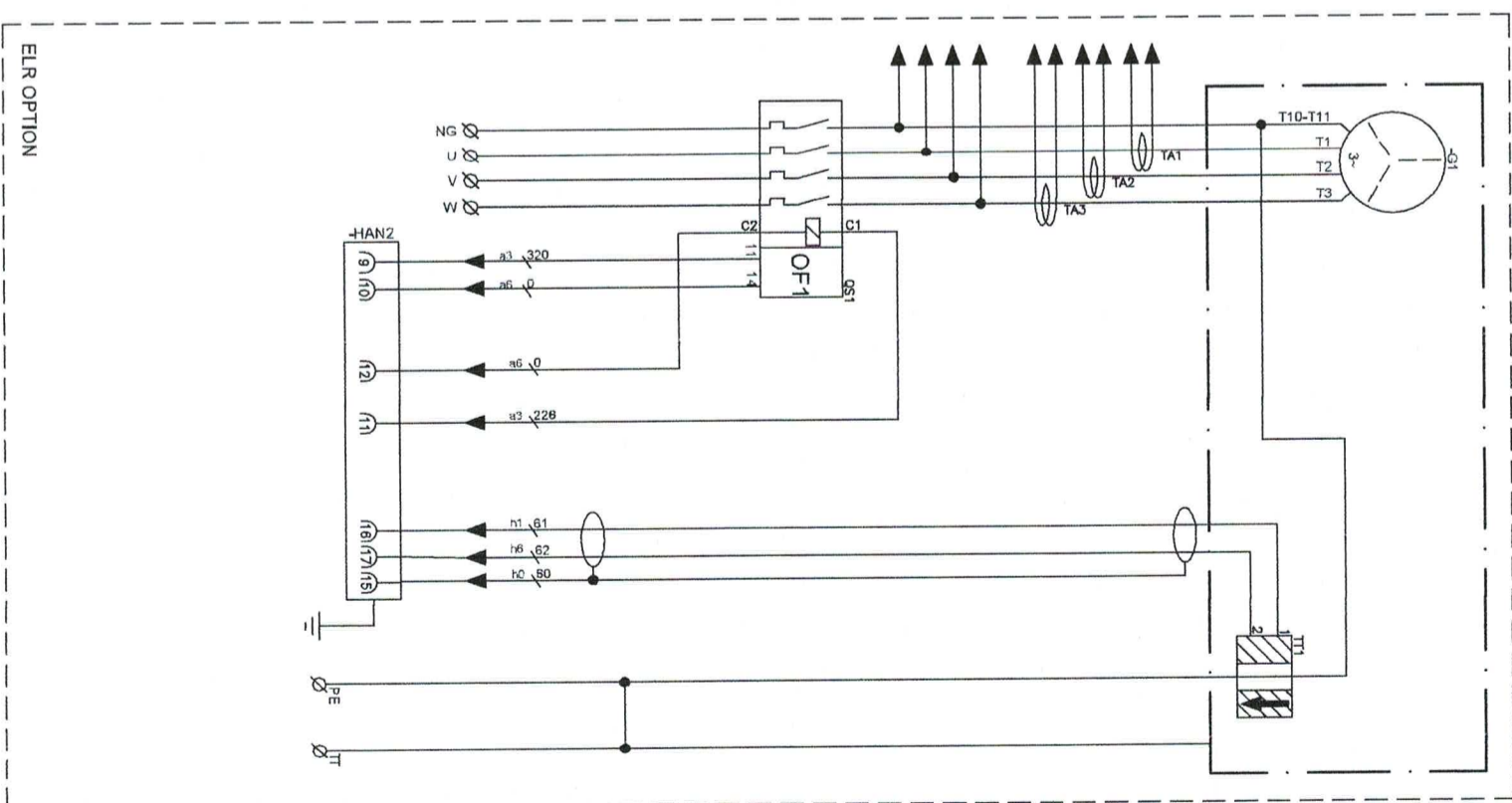
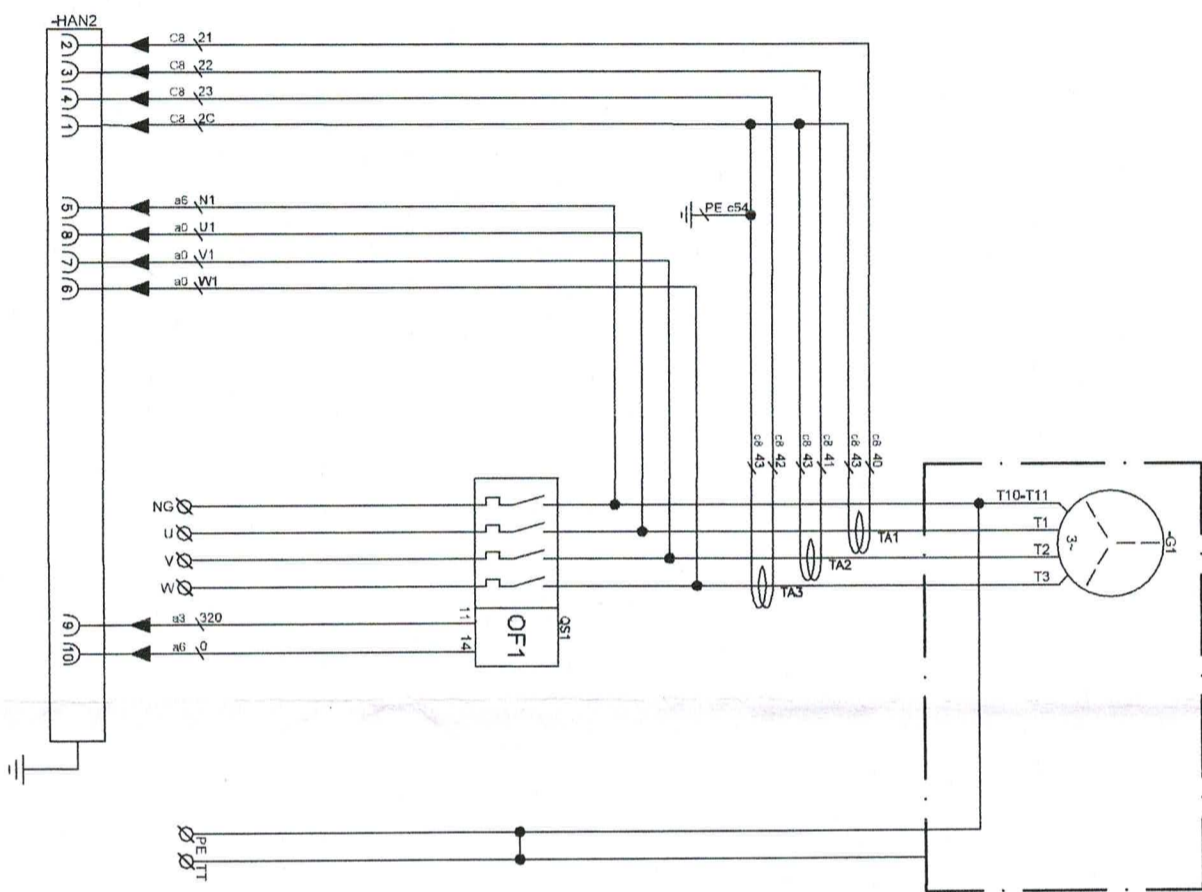


COLOUR CODE	WIRE COLOUR
0	BLACK
1	BROWN
2	RED
3	ORANGE
4	YELLOW
5	GREEN
6	BLUE
7	PURPLE
8	GREY
9	WHITE

SECTION CODE	WIRE SECTION
aa	0.5mm <sup>2</sup>
a	1mm <sup>2</sup>
b	1.5mm <sup>2</sup>
c	2.5mm <sup>2</sup>
d	4mm <sup>2</sup>
e	6mm <sup>2</sup>
f	10mm <sup>2</sup>
g	16mm <sup>2</sup>
h	25mm <sup>2</sup> + SCR



Rev	Modification	Date	Modified by
3	PE Connection For CTs Added	2019-04-09	R Garcia
2		2018-03-19	LAVarez
1		2018-01-18	LAVarez

Drawing Owner: ESF ACD Approved By: A3 Approved Date: ##### Status: Released

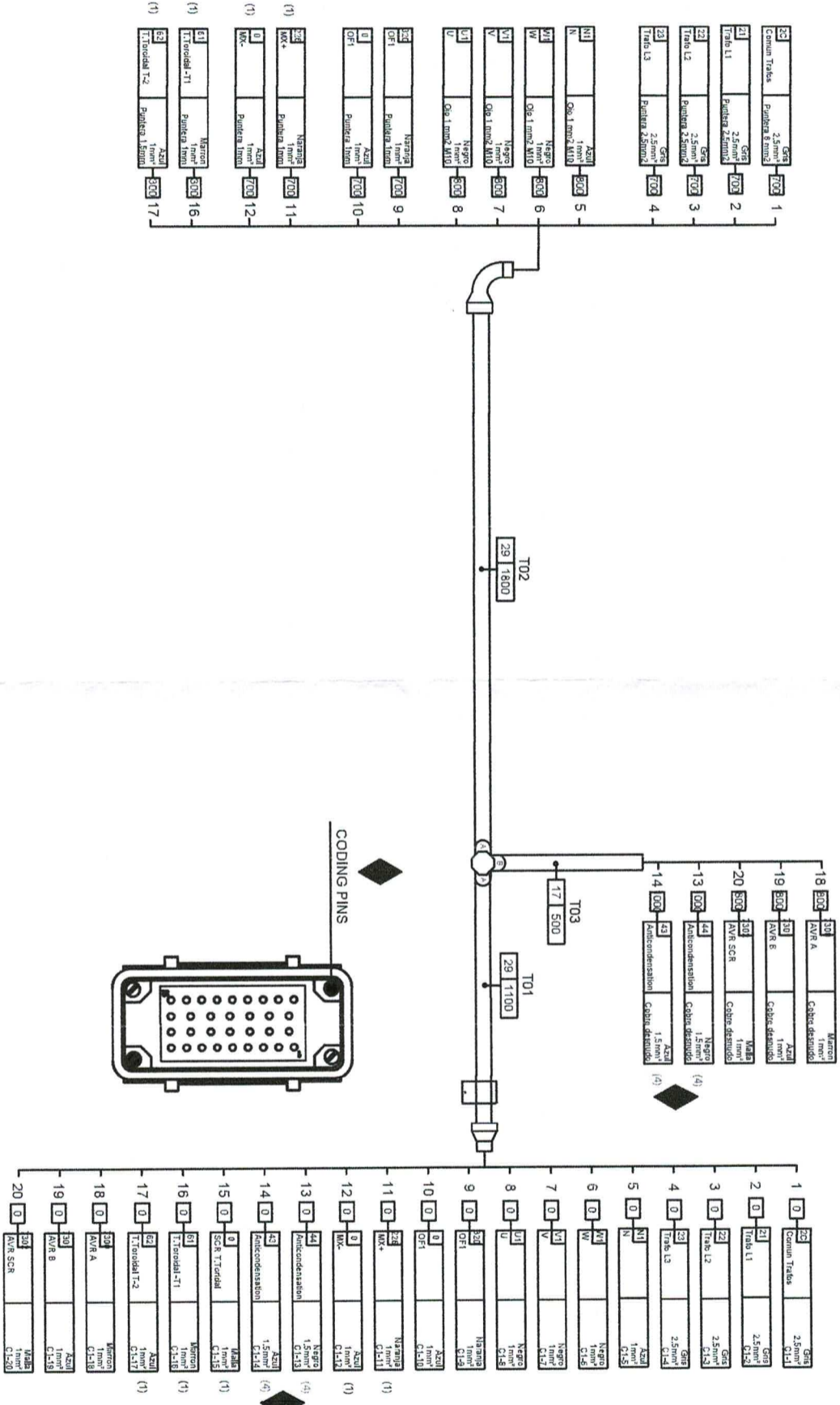


DIAGRAM CIRCUIT  
POWER CUBICLE

Designation: 1633034332

Rev	Modification	Date	Modified by
2	---	2021-07-21	Vghete
1	Harding Coding Pins Added	2020-09-03	Vghete
0	CAMBIO SECCION CABLES ANTICONDENSACION	2019-11-25	FGracia

OPTIONS  
 (1) ELR  
 (4) Anticondensacion heater  
 \* Signal for wires containing AC port number and edition.  
 Block text on white background



Drawing Owner	ESF ACD	Approved BY	A3	Released	Signature	Class	1102 K/CONFIDENTIAL
				MANUAL C. BREAKER QIS/Q1 VOLVO		Replaces 1636024449 Sheet 1 / 1	
Drawing Owner: ACD				Released Signature:		Class: 1102 K/CONFIDENTIAL	
Approved BY: A3				Signature:		Replaces: 1636024449	
Title: WIRE HARNESS				Signature:		Sheet: 1 / 1	
Part Number: 1640045511				Signature:		Designation:	